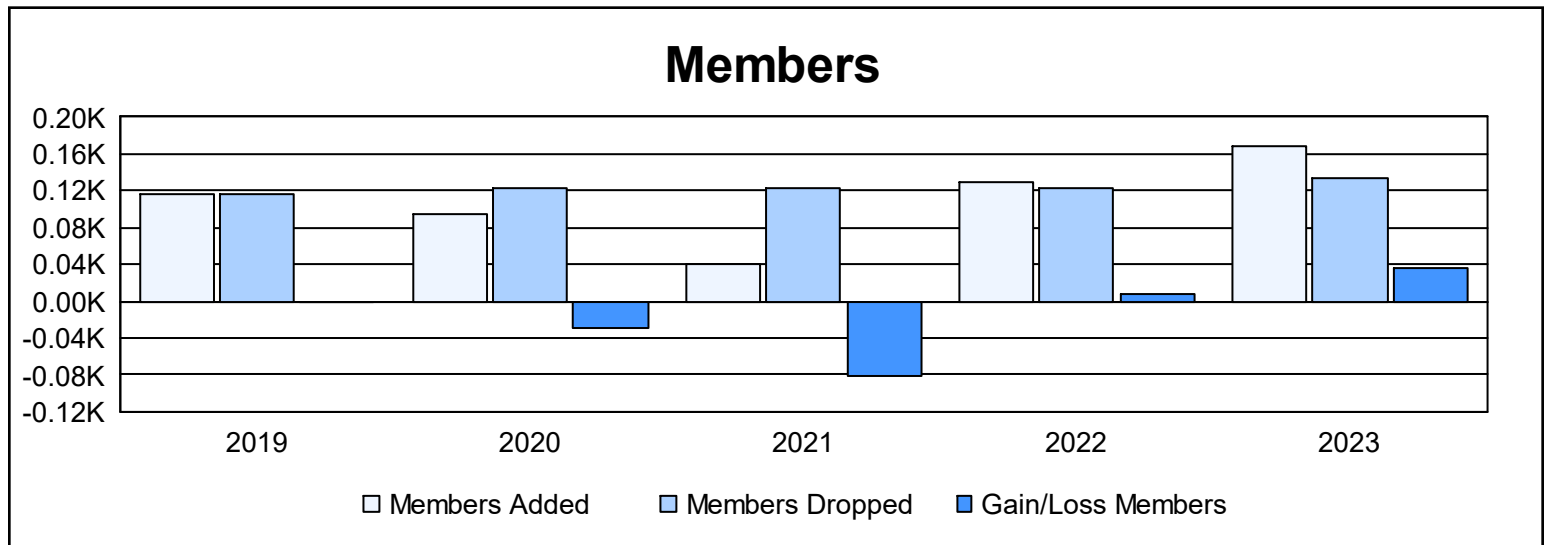
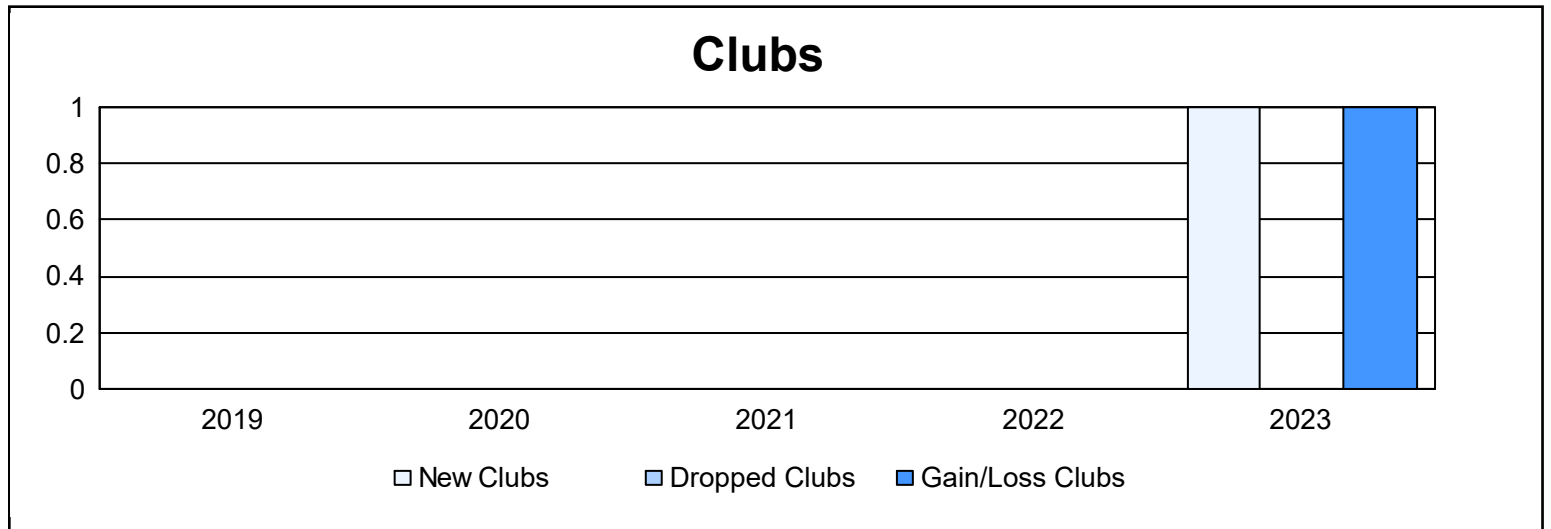
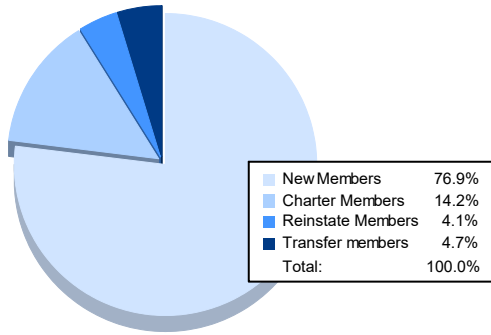


| Year | New Clubs | Dropped Clubs | Gain/Loss Clubs | New Members | Charter Members | Reinstate Members | Transfer Members | Total Member Added | Total Members Dropped | Gain/Loss Members |
|----------------|-----------|---------------|-----------------|-------------|-----------------|-------------------|------------------|--------------------|-----------------------|-------------------|
| 2018-2019 | 0 | 0 | 0 | 105 | 0 | 3 | 8 | 116 | 117 | -1 |
| 2019-2020 | 0 | 0 | 0 | 91 | 0 | 0 | 3 | 94 | 123 | -29 |
| 2020-2021 | 0 | 0 | 0 | 36 | 1 | 4 | 0 | 41 | 123 | -82 |
| 2021-2022 | 0 | 0 | 0 | 118 | 0 | 3 | 8 | 129 | 122 | 7 |
| 2022-2023 | 1 | 0 | 1 | 130 | 24 | 7 | 8 | 169 | 134 | 35 |
| Average | 0 | 0 | 0 | 96 | 5 | 3 | 5 | 110 | 124 | -14 |



Membership Composition June 2023 Cumulative



Gender Composition June 2023 Cumulative

